

How to leave a Backupify review on the Google Marketplace


Thank you for choosing Backupify to safeguard your Google Apps data. We aim to deliver the best possible customer experience. If you should ever need it, our customer support team (support@backupify.com) is always available to help you.

Your review of Backupify in the Google Apps Marketplace helps others learn more about why it is important to back up Google Apps and the value of using Backupify.

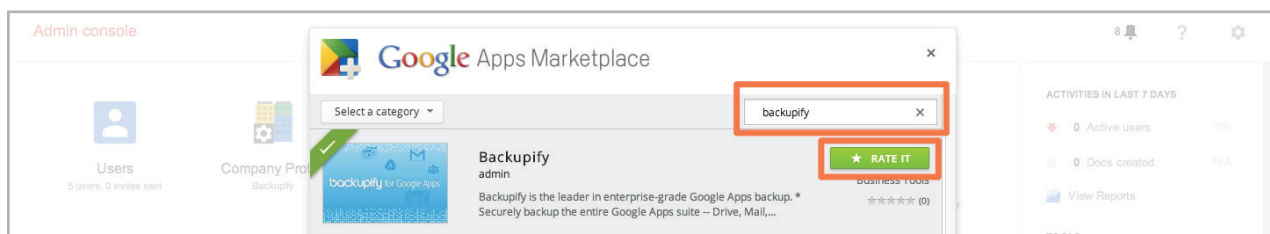
Note: In order to leave a review, you must have a Google+ account set up. [Click here for setup instructions.](#)

Step 1. Go to the Google Apps Admin Console by visiting admin.google.com.

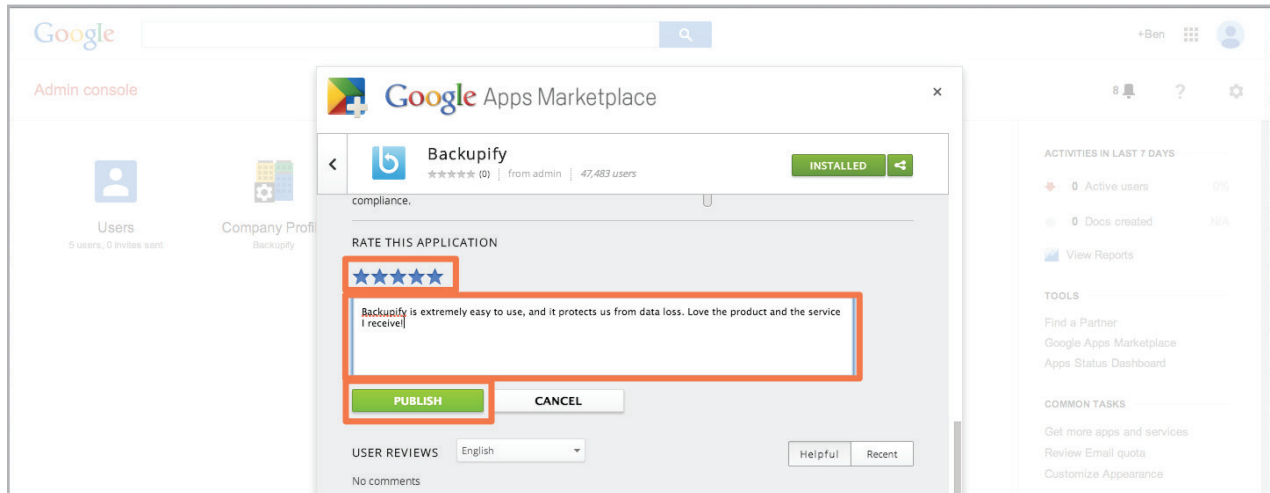
Step 2. Click on **Google Apps Marketplace** link.



Step 3. Search for Backupify in the pop-up, and click the green **Rate It** button.



Step 4. Choose your star rating, type a review (optional), and click **Publish**.



That's it! If you have any questions or need more help, please send an email to juliette@backupify.com.